







-  Shuttle Route 1
-  Pick-up/Drop-off
-  Pedestrian Route
-  Construction Zone
NO ACCESS

082124



OLLI at UMass Boston: On-campus Parking Information and Driving Directions

UMass Boston Map – Key Points to Know

- **Black Circle – McCormack Hall.** OLLI Office (3rd Floor), and where most of OLLI's courses are held.
- **Red Circle – West Garage.** Recommended on-campus parking location for OLLI members. The OLLI office can provide discounted parking for this location. The discounted daily parking rate is \$9. OLLI also offers a \$45/semester parking plan for both the West and Campus Center Garages. Visit the OLLI Office in McCormack Hall to pay and receive these passes/plans and discounts.
- **Red Arrow** – This represents an outdoor ramp that will take you to the main Campus Quad.
- **Green Circle – Campus Center Garage.** This garage is usually full by the time OLLI courses begin. However, it does have a number of accessible/handicap spaces available even if the garage is full. See more about accessible parking below. The Campus Center has the cafeteria as well as one of the main stops for the Campus Shuttle from the T station. To access the Campus Center Garage (which is located behind and underneath the Campus Center building), you take the road that leads “down” from the Edward M. Kennedy Institute.
- **Blue Circles – Healey Library and Integrated Sciences Center.** OLLI does use these two buildings for additional classroom space.
- **Pink Dots with Yellow Circles** – Campus Shuttle Stops.

Accessible/Handicap Parking Options. Every parking area on the UMass Boston Campus has accessible/handicap parking spaces. The area that seems to serve OLLI members the best for accessible parking is the Campus Center Garage. This site has several accessible parking spaces available even if the garage capacity sign says full/closed. If an OLLI member has a valid handicap placard, hangtag, or plate and the gate is closed, you can press the call/help button to be connected to the parking office. They'll then raise the gate for you (once you let them know you need accessible parking). Important: you still need to take the parking ticket from the machine before proceeding.

Campus Shuttle Stops. The main shuttle (Route 1 from the JFK/UMass T station) stops outside Campus Center. This is typically the shuttle stop that most OLLI members will use to get to McCormack Hall or Healey Library. Folks may also choose to get off/on the campus shuttle across from the West Garage for access to Healey Library or the Integrated Sciences Center.

Note on the Quad Lot (surface parking lot in the middle of campus). OLLI members can park in this area. However, the OLLI office cannot provide a discounted rate for this specific lot due to the fact that payment can only be made via a mobile/smart phone. The rate is \$15/day. **Mobile Parking Payment app used: Passport Parking. Quad Lot Zone# 21266. You MUST pay for parking before leaving your vehicle.** [Learn more](#) about how to download and use the Passport Parking app.